



9 garments  
= 19 outfits

ALL FOR ONLY  
**R5165**  
EX VAT & DELIVERY



DAVID JACKET  
Nautical Navy



JACOB WAISTCOAT  
Nautical Navy



ADAM PULLOVER  
Navy



DEAN SHIRT  
Blue Gingham



DEAN SHIRT  
Bermuda Stripe



DEAN SHIRT  
Plain White



DYLAN PANTS  
Nautical Navy



DYLAN PANTS  
Nautical Navy



NOAH COAT  
Navy Melton



Stick to pieces in colours that all work together,  
that you can mix, match, and layer for any  
situation or season.

LET THESE 9 GARMENTS BE YOUR GUIDE.



mix & match








mix & match



SAVE  
MONEY  
by investing  
in key items  
that can be  
MIXED &  
MATCHED!



# Mens Sizing

1

Don't guess your size, ask a friend to measure you with a tape measure to help you order the right size.

2

Take your measurements while standing in a natural position. Keep the measuring tape taut and level but not stretched. Keep one finger between the tape and the body.

3

Compare your measurements with the chart below.

4

If your size falls between two sizes, we recommend that you choose the larger size.



**A CHEST**  
Measurement over the fullest part of the chest.

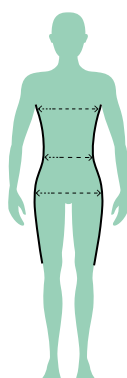
**B WAIST**  
Measurement over waist position, where you would naturally wear your belt.

## Mens Size Guide

<b>MENS BLAZERS</b>	<b>SIZE</b>	34	36	38	40	42	44	46	48	50	52	54
	CHEST (cm)	87	92	97	102	107	112	117	122	127	132	137
<b>MENS PANTS</b>	<b>SIZE</b>	28	30	32	34	36	38	40	42	44	46	48
	WAIST (cm)	72	77	82	87	92	97	102	107	112	117	122
<b>MENS SHIRTS, KNITWEAR &amp; COATS</b>	<b>SIZE</b>	XS	S	M	L	XL	2XL	3XL	4XL			
	NECK (cm)	36	38	40	42	44	46	48	50			
	CHEST (cm)	81	87	97	107	117	127	137	147			
		87	94	104	114	124	134	144	154			

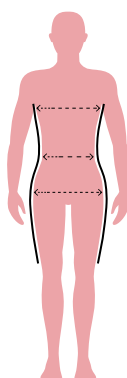
## Find your perfect fit:

To make it easier to select flattering items for all shapes, we have classified our styles into the following categories: SUPER SLIM FIT, FITTED, CLASSIC or RELAXED.



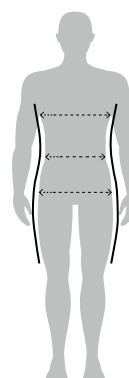
**SUPER SLIM FIT**

Shaped and particularly fitted.



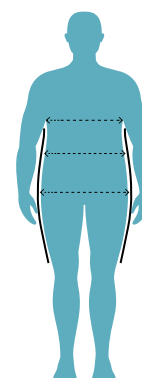
**FITTED FIT**

Suitable for the slimmer figure. Tapered through the shoulders, chest and waist. Straight through the leg.



**CLASSIC FIT**

The Classic fit has a tailored shape which sits lightly on the body. This fit is suitable for most body types.



**RELAXED FIT**

Suitable for the fuller figure. Loose straight shape. Pleat across back of shirt to allow for more movement.